

AVIATION

WORKFORCE OF JEFFERSON COUNTY, COLORADO



Industry Description and Employment Trends

The aviation industry represents an important, growing facet of Jefferson County's diverse industry base. The aviation industry includes aircraft manufacturing, passenger and freight air transportation, airport operations, and air traffic control.

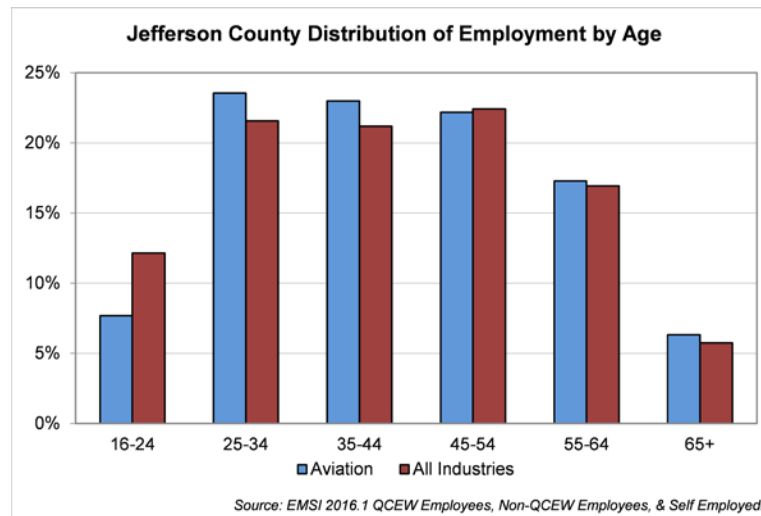
Employment in the nine-county Metro Denver and Northern Colorado region's¹ aviation industry rose 2 percent in 2015. From 2010 and 2015, the region's aviation employment rose 11.1 percent. Jefferson County has the second-highest concentration of aviation companies in the nine-county region, making up 17 percent of the region's total. Further, nearly 3 percent of the aviation employment in the nine-county region is located in Jefferson County.

¹The nine-county region is comprised of two principal areas, Metro Denver and Northern Colorado. Metro Denver consists of Adams, Arapahoe, Boulder, Broomfield, Denver, Douglas, and Jefferson counties. Northern Colorado consists of Larimer and Weld counties.

Workforce Profile

Jefferson County's labor force includes nearly 311,500 individuals, representing 19 percent of the total labor force in Metro Denver and 11 percent of the state's labor force. Jefferson County's labor force includes a large pool of talented, well-educated, and highly skilled workers. Of Jefferson County's adult population, 42 percent are college graduates and 94.1 percent have graduated from high school. Jefferson County's aviation industry has a larger share of employees that are between the ages of 25 and 44 years old (46.5 percent), compared with the age distribution across all industries (42.8 percent).

The aviation industry offers occupations across a diverse spectrum of educational attainment. About 34 percent of aviation-related occupations in Jefferson County require a bachelor's degree or higher, while 24.2 percent require a high school diploma or equivalent. Of the aviation-related occupations, 51.1 percent require some sort of on-the-job training.



Wages 20 Largest Aviation Occupations in Jefferson County	Median Salary	10th Percentile Salary	25th Percentile Salary	75th Percentile Salary	90th Percentile Salary
1. Civil Engineers	\$74,065	\$49,521	\$59,726	\$93,778	\$114,016
2. Mechanical Engineers	\$82,181	\$52,182	\$65,941	\$109,207	\$136,371
3. Painters, Construction & Maintenance	\$31,243	\$22,440	\$28,080	\$34,162	\$38,690
4. Emergency Medical Technicians & Paramedics	\$33,265	\$20,012	\$25,029	\$47,792	\$64,191
5. Secretaries & Administrative Assistants, Except Legal, Medical, & Executive	\$34,448	\$22,174	\$27,436	\$42,775	\$50,947
6. General & Operations Managers	\$105,047	\$49,563	\$70,421	\$164,166	\$237,120
7. Electrical Engineers	\$88,264	\$57,598	\$70,671	\$109,629	\$132,919
8. First-Line Supervisors of Housekeeping & Janitorial Workers	\$31,354	\$22,842	\$25,837	\$40,488	\$51,352
9. Business Operations Specialists, All Other	\$70,617	\$37,878	\$50,886	\$92,639	\$119,831
10. Architectural & Engineering Managers	\$143,986	\$106,411	\$123,152	\$175,590	\$291,573
11. Environmental Engineers	\$78,395	\$50,790	\$62,259	\$98,538	\$110,719
12. Construction Laborers	\$30,062	\$22,291	\$26,114	\$34,418	\$39,874
13. Electronics Engineers, Except Computer	\$88,057	\$60,350	\$70,372	\$113,193	\$137,706
14. Office Clerks, General	\$32,261	\$19,476	\$24,788	\$43,116	\$54,850
15. Architectural & Civil Drafters	\$49,342	\$32,745	\$39,658	\$62,339	\$76,973
16. Accountants & Auditors	\$62,096	\$38,096	\$47,330	\$80,883	\$102,307
17. Software Developers, Systems Software	\$94,993	\$60,384	\$76,650	\$115,360	\$139,973
18. Carpenters	\$35,182	\$24,910	\$29,143	\$39,884	\$44,918
19. Bookkeeping, Accounting, & Auditing Clerks	\$34,904	\$22,769	\$27,787	\$43,494	\$52,572
20. Sales Representatives, Services, All Other	\$49,564	\$22,680	\$33,232	\$72,900	\$106,468

Wages & Occupations

The 2015 average annual salary of aviation workers in Jefferson County was \$63,300, compared with the average of \$51,300 for all workers in Jefferson County. The table below includes data for the 20 largest aviation occupations in the county. It portrays the industry workforce supply as consisting of three main components: those currently working in that occupation either in the industry or in a similar job in some other industry (total working across all industries); the number of available applicants that would like to be working in that occupation; and the number of recent graduates that are qualified for that occupation.



Occupation Data 20 Largest Aviation Occupations in Jefferson County	Total Working Across All In- dustries (2015)	Number of Available Applicants (2016) ¹	Number of Graduates (2014) ²	2015-2020 Projected Occupation Growth Rate
1. Civil Engineers	812	34	469	15.0%
2. Mechanical Engineers	1,137	65	650	5.7%
3. Painters, Construction & Maintenance	824	23	18	-5.7%
4. Emergency Medical Technicians & Paramedics	433	16	1,153	21.0%
5. Secretaries & Administrative Assistants, Except Legal, Medical, & Executive	5,526	83	70	8.4%
6. General & Operations Managers	3,774	206	9,551	7.4%
7. Electrical Engineers	522	31	424	8.8%
8. First-Line Supervisors of Housekeeping & Janitorial Workers	307	16	7,509	8.1%
9. Business Operations Specialists, All Other	4,609	107	49	3.5%
10. Architectural & Engineering Managers	458	46	3,906	10.5%
11. Environmental Engineers	293	24	104	9.6%
12. Construction Laborers	2,825	109	33	5.1%
13. Electronics Engineers, Except Computer	546	10	476	6.2%
14. Office Clerks, General	3,169	196	0	10.0%
15. Architectural & Civil Drafters	211	2	239	5.7%
16. Accountants & Auditors	3,531	27	1,124	6.3%
17. Software Developers, Systems Software	1,232	29	1,553	11.4%
18. Carpenters	2,146	35	52	2.3%
19. Bookkeeping, Accounting, & Auditing Clerks	2,764	146	352	7.3%
20. Sales Representatives, Services, All Other	1,960	141	52	8.2%


¹The number of available applicants is a point-in-time measurement of the number of people who have registered in Colorado's workforce development system's statewide database, Connecting Colorado, as being able and available to work in a particular occupation. Results should be interpreted with caution since registration in Connecting Colorado is self-reported. In addition, the skills rubric may assign up to four occupation codes for each registrant. Therefore, the number of available applicants could be inflated.

²The number of graduates represents a 10-county region consisting of Adams, Arapahoe, Boulder, Broomfield, Denver, Douglas, El Paso, Jefferson, Larimer, and Weld Counties. Sources: EMSI 2016.1 QCEW Employees, Non-QCEW Employees, & Self-Employed; Connecting Colorado, 2016.

Educational Institutions

The 10-county region's² educational institutions provide an excellent support system for area businesses. There are 28 public higher education institutions in Colorado, of which eight four-year and seven two-year public institutions offering comprehensive curricula are located in the 10-county region. In addition, there are more than 100 private and religious accredited institutions and nearly 380 private occupational and technical schools offering courses in dozens of program areas throughout the state. Although not exhaustive, a list of the major, accredited educational institutions with the greatest number of graduates for the largest aviation occupations in Jefferson County are included below. A directory of all higher education institutions with corresponding websites may be accessed via highered.colorado.gov.

- **Colorado State University**
www.colostate.edu
- **Colorado Technical University Online**
www.coloradotech.edu
- **University of Colorado: Boulder, Colorado Springs, Denver**
www.cu.edu
- **Colorado State University Global Campus**
www.colostate.edu
- **Metropolitan State University of Denver**
www.msudenver.edu
- **University of Denver**
www.du.edu
- **Colorado Technical University Colorado Springs**
www.coloradotech.edu/colorado-springs



- **Regis University**
www.regis.edu
- **Red Rocks Community College**
www.rrcc.edu
- **Arapahoe Community College**
www.arapahoe.edu
- **Front Range Community College**
www.frontrange.edu

²The 10-county region consists of the Metro Denver and Northern Colorado region and El Paso County.

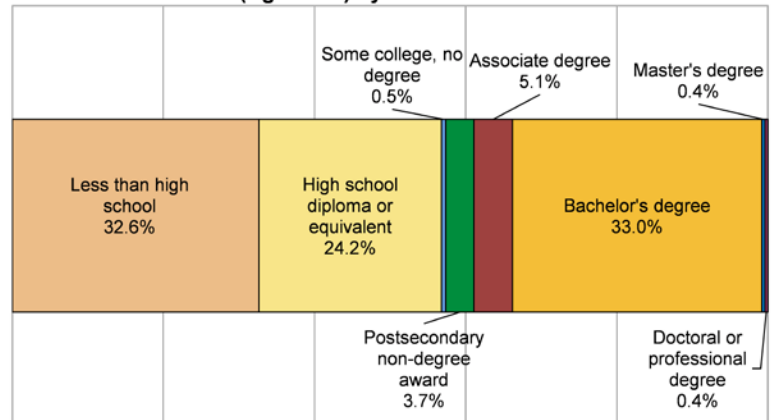


americanjobcenter
SERVING JEFFERSON, CLEAR CREEK AND GILPIN COUNTIES

3500 Illinois Street
Golden, Colorado 80401

303.271.4800 office | 720.271.4708 fax
businessservices@jeffco.us
www.jeffco.us/american-job-center

Distribution of Jefferson County's Aviation-Related Workforce (Ages 25+) by Educational Attainment



Note: These values are based on the individuals in each aviation-related occupation. Source: EMSI 2016.1 QCEW Employees, Non-QCEW Employees, & Self Employed.